




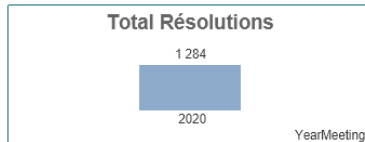
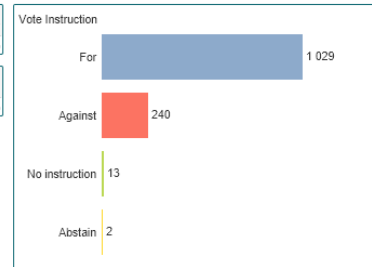
Nom du portefeuille

GROUPAMA EPARGNE RESPONSABLE DYNAMIQUE

Période d'AG

2020

Total Emetteurs	Emetteurs votés	%	Non votés	%	Total Votable Shares	Shares voted	%	Non votés	%
63	62	98,41%	1	1,59%	1 830 205	1 822 347	99,57%	7 858	0,43%
Total Meetings	Meetings votés	%	Non votés	%	Valorisation totale en €	Valorisation Titres votés en €	%	Non votés en €	%
69	68	98,55%	1	1,45%	48 008 473	47 898 461	99,77%	110 012	0,23%



Vote Instruction	Nombre de votes					% de la résolution				
	For	Against	Abstain	No instruction	Total	For	Against	Abstain	No instruction	Total
Proposal Code Category					Total					Total
Routine/Business	270	29	2	4	305	21,03%	2,26%	0,16%	0,31%	23,75%
Reorg. and Mergers	24	4	-	-	28	1,87%	0,31%	-	-	2,18%
Capitalization	124	93	-	3	220	9,66%	7,24%	-	0,23%	17,13%
Directors Related	366	41	-	4	411	28,50%	3,19%	-	0,31%	32,01%
Non-Salary Comp.	218	58	-	2	278	16,98%	4,52%	-	0,16%	21,65%
Antitakeover Related	4	6	-	-	10	0,31%	0,47%	-	-	0,78%
SH-Health/Environ.	1	-	-	-	1	0,08%	-	-	-	0,08%
SH-Corp Governance	1	-	-	-	1	0,08%	-	-	-	0,08%
SH-Dirs' Related	14	9	-	-	23	1,09%	0,70%	-	-	1,79%
SH-Compensation	3	-	-	-	3	0,23%	-	-	-	0,23%
Miscellaneous	4	-	-	-	4	0,31%	-	-	-	0,31%
Total	1 029	240	2	13	1 284	80,14%	18,69%	0,16%	1,01%	100,00%