



**Nom du portefeuille**  
G FUND WORLD VISION R

**Année**  
2022

et ses fonds nourriciers

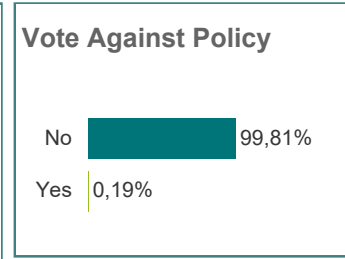
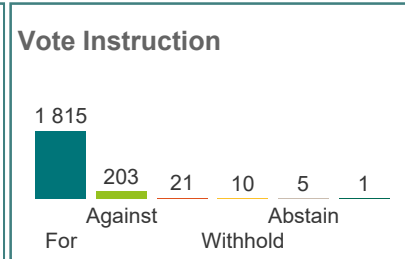
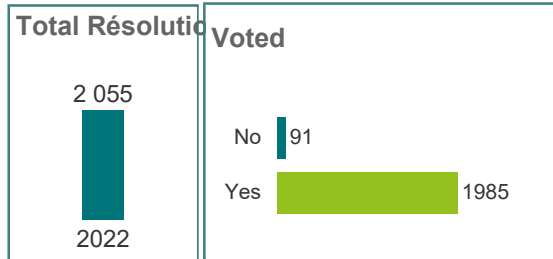
Emetteurs	Votés	%	Non votés	%
116	113	98,28%	4	3,45%

Total Votable Shares	Shares voted	%	Not voted	%
11 841 712	11 802 230	99,67%	39 482	0,33%

Meetings	Votés	%	Non votés	%
117	114	97,44%	4	3,42%

Valorisation totale en €	Valorisation Titres votés...	%	Non votés en €	%
680 538 972	678 269 955	99,67%	2 269 016	0,33%

Nom de la valeur	Meeting Date	Voted	ISIN	Ballot Status	[Type de problèmes]	Shares Voted
KDDI	22/06/2022	No	JP3496400007	Rejected - Board Lot Size	14 shares	14
MCDONALD'S CORP	26/05/2022	No	US5801351017	Rejected - Other	Proxy contest - Broadridge Omnibus...	23 613
SHIMADZU CORP	28/06/2022	No	JP3357200009	Rejected - Board Lot Size	85 Shares	85
SMURFIT KAPPA GROUP	29/04/2022	No	IE00B1RR8406	Rejected - Cross Border Limitation	Security ID Irlandais - Brexit	33 088
		Yes	IE00B1RR8406	Confirmed	-	97 070



Vote Instruction	Nombre de votes						Total	% de la résolution						Total
	Withhold	For	Against	One Year	Abstain	Do not Vote		Withhold	For	Against	One Year	Abstain	Do not Vote	
<b>Proposal Code Category</b>							<b>Total</b>							<b>Total</b>
Routine/Business	-	2	-	-	-	-	2	-	0,10%	-	-	-	-	0,10%
Capitalization	-	114	17	-	-	-	131	-	5,55%	0,83%	-	-	-	6,37%
Routine Business	-	141	8	-	-	-	149	-	6,86%	0,39%	-	-	-	7,25%
Non-Routine Business	-	13	2	-	-	-	15	-	0,63%	0,10%	-	-	-	0,73%
Director Election	10	991	35	-	4	12	1 052	0,49%	48,22%	1,70%	-	0,19%	0,58%	51,19%
Compensation	-	216	34	1	-	1	252	-	10,51%	1,65%	0,05%	-	0,05%	12,26%
Company Articles	-	24	2	-	-	-	26	-	1,17%	0,10%	-	-	-	1,27%
Strategic Transactions	-	10	-	-	-	-	10	-	0,49%	-	-	-	-	0,49%
Miscellaneous	-	1	4	-	-	-	5	-	0,05%	0,19%	-	-	-	0,24%
Audit Related	-	104	11	-	1	1	117	-	5,06%	0,54%	-	0,05%	0,05%	5,69%
Takeover Related	-	3	8	-	-	-	11	-	0,15%	0,39%	-	-	-	0,54%
Director Related	-	135	21	-	-	-	156	-	6,57%	1,02%	-	-	-	7,59%
Social	-	34	35	-	-	4	73	-	1,65%	1,70%	-	-	0,19%	3,55%
Environmental	-	16	14	-	-	1	31	-	0,78%	0,68%	-	-	0,05%	1,51%
E&S Blended	-	-	11	-	-	1	12	-	-	0,54%	-	-	0,05%	0,58%
Corporate Governance	-	11	1	-	-	1	13	-	0,54%	0,05%	-	-	0,05%	0,63%
<b>Total</b>	<b>10</b>	<b>1 815</b>	<b>203</b>	<b>1</b>	<b>5</b>	<b>21</b>	<b>2 055</b>	<b>0,49%</b>	<b>88,32%</b>	<b>9,88%</b>	<b>0,05%</b>	<b>0,24%</b>	<b>1,02%</b>	<b>100,00%</b>

