



**Nom du portefeuille**  
G FUND WORLD VISION R  
(et ses fonds nourriciers)

**Année**  
2023

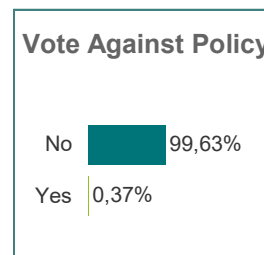
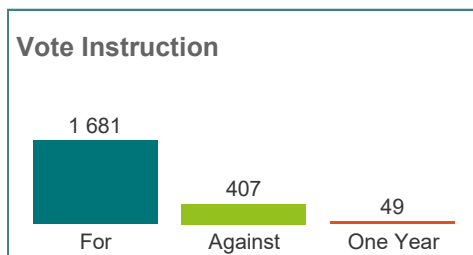
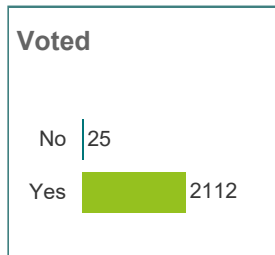
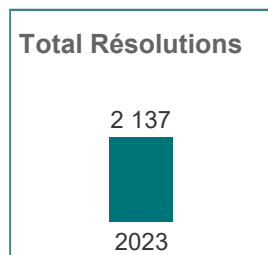
Emetteurs	Emetteurs WL	Votés	%	Non votés	%
116	115	114	98,28%	2	1,72%

Total Votable Shares	Votable Shares WL	Shares voted	%	Not voted	%
14 388 763	14 374 718	14 382 946	99,96%	5 817	0,04%

Nom de la valeur	Meeting Date	Meeting ID	Voted	ISIN	Ballot Status	[Type de problèmes]	Shares Voted
KDDI CORP	21/06/2023	1762126	No	JP3496400007	Rejected - Board Lot Size	-	14
SHIMADZU CORP	28/06/2023	1761541	No	JP3357200009	Rejected - Board Lot Size	-	85

Meetings	Meetings WL	Votés	%	Non votés	%
119	118	117	98,32%	2	1,68%

Valorisation totale en €	Valorisation WL en €	Valorisation Titres votés en €	%	Non votés en €	%
679 586 110	679 275 784	679 311 371	99,96%	274 739	0,04%



Vote Instruction Proposal Code Category	Nombre de votes						% de la résolution					
	Withhold	For	Against	One Year	Abstain	Total	Withhold	For	Against	One Year	Abstain	Total
Capitalization	-	123	42	-	-	165	-	5,76%	1,97%	-	-	7,72%
Routine Business	-	150	9	-	-	159	-	7,02%	0,42%	-	-	7,44%
Non-Routine Business	-	11	2	-	-	13	-	0,51%	0,09%	-	-	0,61%
Director Election	29	749	201	-	1	980	1,36%	35,05%	9,41%	-	0,05%	45,86%
Compensation	-	236	52	49	-	337	-	11,04%	2,43%	2,29%	-	15,77%
Company Articles	-	31	4	-	-	35	-	1,45%	0,19%	-	-	1,64%
Strategic Transactions	-	9	-	-	-	9	-	0,42%	-	-	-	0,42%
Miscellaneous	-	4	4	-	-	8	-	0,19%	0,19%	-	-	0,37%
Audit Related	-	91	6	-	1	98	-	4,26%	0,28%	-	0,05%	4,59%
Director Related	-	182	9	-	-	191	-	8,52%	0,42%	-	-	8,94%
Social	-	53	18	-	-	71	-	2,48%	0,84%	-	-	3,32%
Takeover Related	-	6	8	-	-	14	-	0,28%	0,37%	-	-	0,66%
Environmental	-	26	6	-	-	32	-	1,22%	0,28%	-	-	1,50%
E&S Blended	-	4	14	-	-	18	-	0,19%	0,66%	-	-	0,84%
Corporate Governance	-	6	1	-	-	7	-	0,28%	0,05%	-	-	0,33%
<b>Total</b>	<b>29</b>	<b>1 681</b>	<b>376</b>	<b>49</b>	<b>2</b>	<b>2 137</b>	<b>1,36%</b>	<b>78,66%</b>	<b>17,59%</b>	<b>2,29%</b>	<b>0,09%</b>	<b>100,00%</b>

